

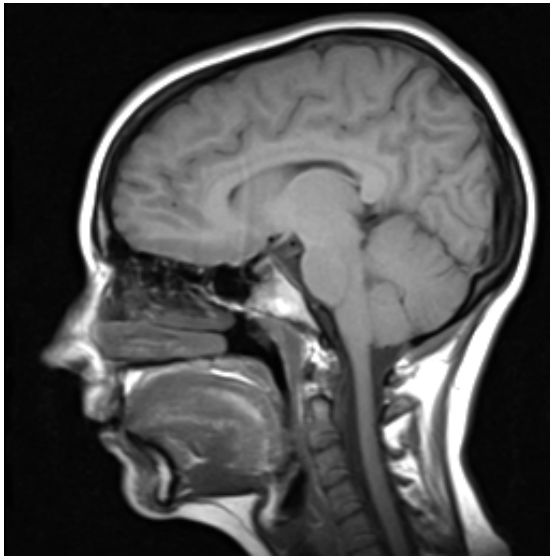
So....

You need an MRI....

DMXI

**Diagnostic Medical
X-Ray and Imaging**

**Short Bore
High Field MRI**



Your Doctor *already knows*
Image is everything at DMXI

What is an MRI?...

MRI (magnetic resonance imaging) is a state of the art exam that produces clear and detailed images of different parts of your body without using x-rays, but instead uses harmless magnetic field and radio waves.

At DMXI...

Our MRI provides patients with the quality of imaging you deserve and should expect. The opening is large enough to fit a person up to 450 pounds and is considered the world's shortest "tunnel" which means for most exams your head is outside of the opening.

We have your comfort in mind and understand the anxiety you may have. We offer earplugs, earphones to listen to your favorite tunes and mirrored glasses that can give you the illusion that you are in the room as opposed to the MRI "tunnel". We can also offer you a hand to hold if it will make you feel more comfortable. If you know you are truly claustrophobic you might want to ask your physician to prescribe some medication to be taken prior to your exam, but remember to have someone come with you to drive you home.

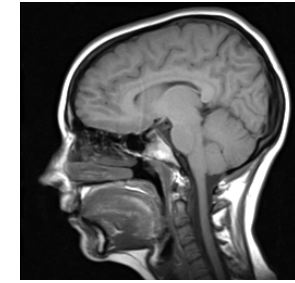


Image is everything

Comfort is important but quality is essential...

Having an MRI can be very stressful to some people and we do consider your feelings during your exam and that is important to both of us.

What you need to consider when choosing a facility for your exam...

- Can you get the same quality images at any local facilities?

~The quality of image produced by **HIGH FIELD circular/closed** MRI far surpasses that of an "open" MRI. What that means to you is that clearer, sharper and more detailed images allow the radiologist to make a precise diagnosis.

~Another advantage to high field MRI is the shorter length of exam time. The speed at which the images are acquired is fast enough to shorten the exam by 15-20 minutes.

An MRI poses no risk to the average person, but a series of questions will be asked of you at the time of your exam. You may not be able to have an MRI in certain situations.

Do you have...

(These examples are unsafe)

- A pacemaker
- Cochlear implants
- Cerebral aneurysm clips
- Metal in your eye

(These examples may be unsafe)

- Certain heart valves
- Metal elsewhere in you body

(These examples are safe)

- Recent heart surgery with placement of stents
- Joint replacement



MRI Knee, side view

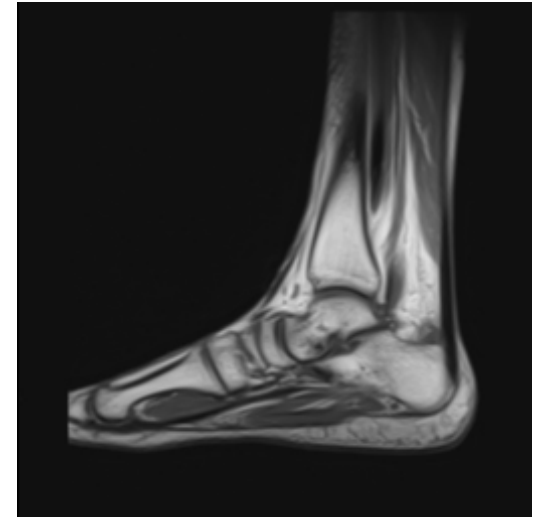
Leave
the worry
to us...

You may eat or drink prior to your exam and continue to take any medications you have including pain medication that your doctor may have prescribed. If possible, wear comfortable, loose fitting clothing with no metal buttons, zippers, snaps or trim. You may bring your favorite CD to enjoy during your exam.

We also offer...

- MRI angiography
- MR spectroscopy
- CAT scan
- CAT scan cardiac scoring
- CAT scan angiography
- Ultrasound
- Mammography
 - Screening and Diagnostic
- Bone density test (DEXASCAN)
- Biopsies
- Ozone Medical Therapy

~all in a friendly and professional environment



MRI Foot, side view

“At DMXI you’ll feel good about the way we see you.”

Dr. Adam Crouch
Board Certified Radiologist

8390 Tod Ave.
Boardman, OH 44512

Phone~330-726-6010
Fax~330-726-6017